


Volunteer Information Pack

**Grow West Community Planting Day
Sunday 15th July 2018**



When: Sunday 15th July 2017, 9:30am – 4pm

What: You will join a volunteer force to plant seedlings, make up and install tree guards and then join us for lunch.

Where: Sheoak Hill, 1216 Glenmore Rd, Glenmore VIC 3340 (Melway Page 7 B6). For further details and site location map, visit www.growwest.com.au

Bring: Warm clothes, hat, gloves and sturdy footwear. To minimize waste, please bring your own water bottle, cup, plate and cutlery for lunch. Lunch & afternoon tea will be supplied.

Contact: Emma Muir on ph: 9971 6502/ 0437 195 511 / emma.muir@ppwcma.vic.gov.au

Register online at www.growwest.com.au. Closes 10th July 2018

This annual event is run in partnership with Port Phillip and Westernport CMA - Grow West Project, Victorian National Park Association, Friends of Werribee Gorge and Long Forest Mallee, Bacchus Marsh Lions Club, Victorian Mobile Landcare Group and hosted by Paul Dettman

The event has been funded through the Greening the West – 1 Million Tree program which is supported by the Australian Government’s 20 Million Trees Programme (part of the National Landcare Programme).

**Help us plant 5,000 trees
for a better, greener
future.**

Event Schedule

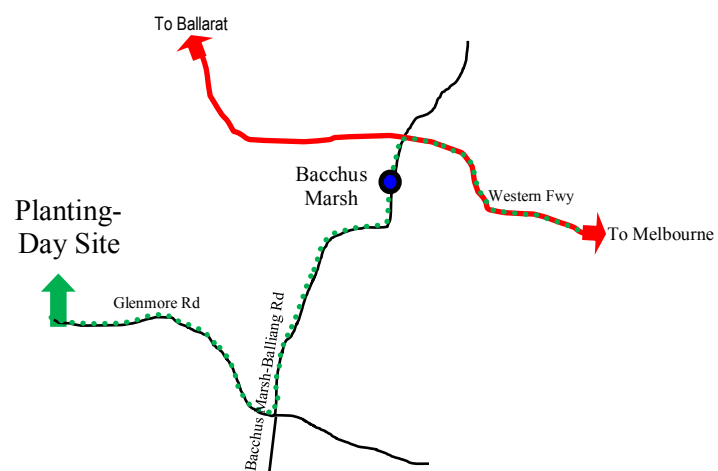
8.30am	Team leaders briefing
9.30am	Registrations Open
9.30–11 am	Volunteers allocated into teams Tree Planting
11am	Morning tea supplied at planting zone
11.15am – 12.30pm	Continue planting
12.30 - 1.30pm	BBQ lunch
1pm	Official welcome & thank you / Large group photo
1.30pm – 3.45pm	Assemble back into planting teams – continue planting
3.45pm–4pm	Afternoon tea back at catering tent / conclusion of event

Directions to planting day site

Sheoak Hill, 1216 Glenmore Rd, Glenmore VIC 3340 (Melway Page 7 B6).

1. **Head onto the Western Freeway**
2. Take the **Bacchus Marsh Exit** off the freeway
3. Turn left at roundabout in **Grant St**
4. Turn right at roundabout into **Griffiths St** continue for approx. 7.5 km
5. Turn right onto **Glenmore Rd** continue for approx. 7.5km.
6. Turn right at 1216 Glenmore Rd. Parking as directed.

Please refer to the Melway / VicRoads / Google Maps if you wish to take an alternate



Sheoak Hill, Glenmore



This year, Sheoak Hill, is the location of the 13th Grow West Community Planting Day. Sheoak Hill Glenmore is a 552 ha former cropping and grazing property nestled between the Brisbane Ranges NP and the Werribee Gorge State Park in the Rowsley Valley. The goal of the Sheoak Hill project is to re-establish a link between the two parks through managing existing vegetation, controlling weeds and rabbits and revegetating both the alluvial flats as well as the shallow and highly erodible hillsides. It is an ambitious project that, since March 2017, has seen more than 200km of direct seeding, thousands of hours of rabbit control work and significant progress made on woody weeds. The 30,000+ trees and shrubs to be planted this year will go a long way to reforming this important corridor for threatened wildlife such as Swift Parrots and Brush-tailed Phascogales.

“Port Phillip and Westernport CMA Environmental Projects Coordinator, Emma Muir said, “We look forward to being a part of this restorative project by contributing volunteers to plant 5000 seedlings.”

“We are so fortunate that we have many organisations and local groups that volunteer their time to help out with the annual event; Victorian National Park Association, Friends of Werribee Gorge and Long Forest Mallee, Bacchus Marsh Lions Club, and the Victorian Mobile Landcare Group.

The event has been funded through the Greening the West – 1 Million Tree program which is supported by the Australian Government’s 20 Million Trees Program.



TREES

<i>Allocasuarina leuhmannii</i>	Buloke
<i>Allocasuarina verticillata</i>	Drooping Sheoak
<i>Eucalyptus camaldulensis</i>	River Red Gum
<i>Eucalyptus gonicalyx</i>	Long – leaved Box
<i>Eucalyptus leucoxylon</i>	Yellow Gum
<i>Eucalyptus melliodora</i>	Yellow Box
<i>Eucalyptus ployanthemos</i>	Red Box

UNDERSTOREY TREE / LARGE SHRUB

<i>Acacia mearnsii</i>	Black Wattle
<i>Bursaria spinose var.spinosa</i>	Sweet Bursaria
<i>Banksia marginata</i>	Silver Banksia

MEDIUM SHRUBS







<i>Acacia implexa</i>	Lightwood
<i>Acacia paradoxa</i>	Hedge Wattle
<i>Acacia vernicflua</i>	Varnish Wattle
<i>Acacia pycnantha</i>	Golden Wattle
<i>Rhagodia parabolica</i>	Fragrant Saltbush

Species selection for the 2018 Community Planting Day has taken the following into consideration:

- Ecological Vegetation Classes (EVC’s) that would have once existed on site;
- Existing remnant vegetation at and adjoining the site;
- Our knowledge of which species have survived and performed well from previous plantings in the surrounding area;
- Physical characteristics of plant species and their ability to out compete noxious weeds and stabilise erosion prone soils;
- Ability of nurseries and suppliers to harvest local provenance seed and propagate seedlings; and
- Habitat characteristics of plant species (e.g. to enhance biodiversity and provide a suitable habitat for native fauna).

Grow West Community Planting Day

Tree Planting Guide

<p style="text-align: center;">1</p>  <p>Stamp with feet before digging hole to remove air pockets. Break clods with hammer.</p>	<p style="text-align: center;">2</p>  <p>Plant into rip lines, not on bank/mound, 3-4 metres apart and level to the prevailing ground.</p>
<p style="text-align: center;">3</p>  <p>Cover with 1-2 cm of friable soil from the hole. Break lumps/clods with suitable tool.</p>	<p style="text-align: center;">4</p>  <p>Make trough around plant to retain water.</p>
<p style="text-align: center;">5</p>  <p>Position tree-guard with stake edge facing into the prevailing wind. Hammer stake down to top of guard. Mound soil around base of tree-guard.</p>	<p style="text-align: center;">6</p>  <p>Water gently to avoid washing soil away from the plant.</p>

Illustrations by John Stirling

Frequently Asked Questions

When is the planting day?

Sunday 15th July 2018, 9.30am to 4pm.

How do I register?

Registration will be carried out online via www.growwest.com.au. If you do not have internet access or an email address you can contact Emma Muir on ph: 9971 6502 / 0437 195 511/ emma.muir@ppwcma.vic.gov.au for a registration form to be sent out. Alternatively, if you don't have internet access at home, you can either use the internet at your local library or contact the VNPA Office on 9347 5188.

What should I bring / wear?

Please bring along old clothes, boots and a spare change of clothes. The site if it is wet will be particularly muddy. It would be helpful to bring along gardening gloves. Make sure you clearly label your personal equipment.

Do I, along with other family or friends, need to register?

Every person who attends the planting day needs to be registered in order to cover public liability insurance requirements. Registration makes it possible for the organising committee to plan for catering, allocating number of volunteers to teams and organising tools and plants for the day.

Can children attend the day?

School aged children are most welcome to participate, however any person under the age of 18 is the responsibility of adults they attend with and needs to be supervised at all times. It is also important that children are supervised for their safety and during planting to ensure that the right planting technique is undertaken for optimum plant survival.

If I have registered but for some reason I am unable to attend on the day, should I notify the Project Coordinator?

It would be greatly appreciated if you notify Emma Muir, Planting Day Coordinator. Knowing numbers assists in planning appropriately for planting and if the event is booked out, your cancellation may make it possible for someone else to attend.

What about meals on the day?

Please indicate any dietary requirements when registering. To minimize waste, please bring your own water bottle, cup, plate and cutlery for lunch. Biscuits and fruit will be supplied for morning tea out on site, however if you wish to have a hot drink during the morning, please bring your own thermos, cup etc. Afternoon tea and a barbecue lunch will be provided by the Bacchus Marsh Lions Club.

Accommodation for the Saturday night?

There are a number of local motels, hotels, bed and breakfast, farm stays etc if you wish to stay the Saturday night. Please visit www.visitbacchusmarsh.com.au for further information.

How fit do I need to be?

A reasonable level of fitness will be necessary for you to be involved in the planting activities. Tasks include carrying plants, digging holes, planting trees and watering with buckets. Usually there is some walking to do depending on the nature of the

planting site. Jobs are allocated depending on an understanding of your fitness or physical capabilities. There are also important jobs that don't require much walking or physical activity, such as making up tree guards.

What about my safety?

A thorough safety audit is prepared for the day. There will also be qualified first aid support at all times. All participants will also need to practise due care and take responsibility for their own safety. Don't forget to bring adequate sun protection, sturdy footwear and warm clothing.

Will there be public liability insurance cover?

Yes, the organising committee arranges normal public liability insurance for the day.

What will the weather be like?

Being mid winter and the nature of the site, it is likely to be cold and maybe windy. We advise that you come prepared for all weather conditions, but highly recommend you bring along warm clothing. Visit www.bom.gov.au for more information about the weather forecast for the area.

Is the project environmentally friendly?

Planting trees couldn't be any more environmentally responsible. We also ask you to bring your own water bottle, cutlery, plates, bowls and mugs to save on using throwaways. Even the food is sourced locally wherever possible.

Am I allowed to bring my dog to the planting day?

For the comfort and safety of all participants, dogs are not permitted at the planting day.

Lost property?

On occasions, personal items of clothing, drink bottles or planting equipment are left behind after the planting day. We will endeavour to return property but please ensure that you clearly identify all your personal items.

How will the day be organised?

You will be allocated to a small team of about 20 people who will work together under the guidance of a team leader. The team leader will demonstrate the method of planting to be used on this site. Members of the team may be asked to help with tasks such as delivering and laying out of plants and tree guards in your nominated planting zone, assembling tree guards, planting in rip lines, installing tree guards, watering plants, quality control inspections and gathering of tools, spare plants and tree guards at the end of the day. Team members should be prepared to swap jobs and respond to team leader's requests during the day.

Who do I contact if I need answers to information not covered above?

You can contact Emma Muir, Grow West Planting Day Coordinator Emma Muir on ph: 9971 6502/ 0437 195 511 / emma.muir@ppwcma.vic.gov.au

Supporters of the event:



This annual event is run in partnership with Port Phillip and Westernport CMA - Grow West Project, Victorian National Park Association, Friends of Werribee Gorge and Long Forest Mallee, Bacchus Marsh Lions Club, Victorian Mobile Landcare Group, 15 Trees, G.J Gardner Homes, Bendigo Bank and hosted by Paul Dettman

The event has been funded through the Greening the West – 1 Million Tree program which is supported by the Australian Government's 20 Million Trees Program(part of the National Landcare Program).